

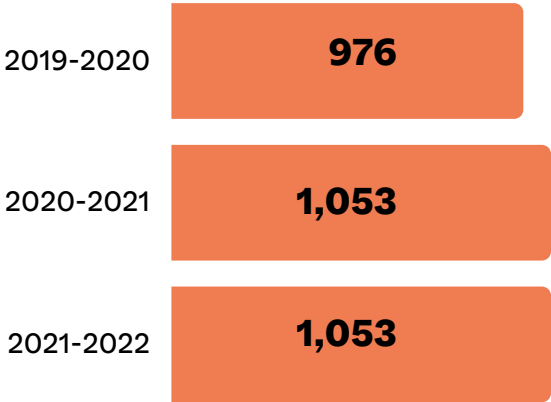
# Annual Report

## 2021-2022

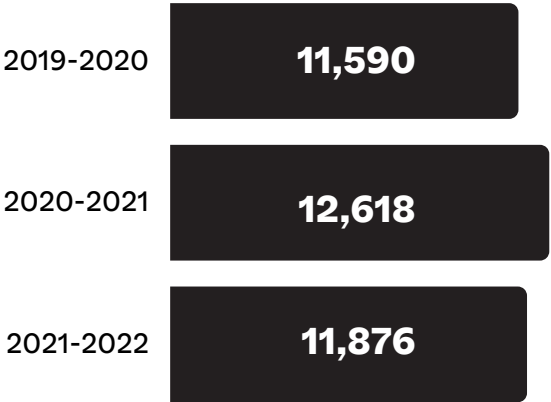


# Enrollment

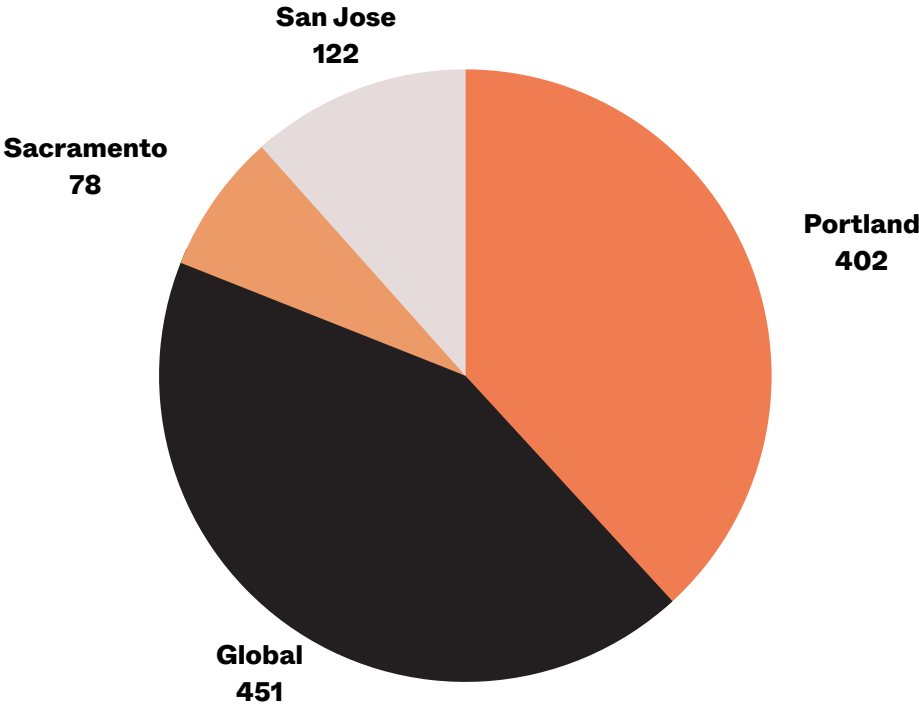
## Headcount



## Credit Hours



## Headcount by Location



# Financial Statement

## Assets, Liabilities, Revenue and Expenses

### Financial position (all funds) for the year ended June 30, 2022

#### Assets

Cash and Cash Equivalents	\$1,947,314
Investments	2,175,969
Student accounts receivable, net	324,092
Prepaid expenses and other assets	276,836
Inventory	1,003,758
Investments held for endowments	2,108,069
Property, Plant & Equipment, Net	712,680
Collectibles	147,630
<i>Total Assets</i>	<i>8,696,348</i>

#### Liabilities and Net Assets

Accounts payable	46,513
Accrued expenses and other liabilities	247,897
Refundable Allowance	140,231
Deferred revenue	1,259,105
<i>Total Liabilities</i>	<i>1,693,746</i>

#### Net Assets

Without Donor Restriction	3,788,882
With Donor Restriction	3,213,720
<i>Total Net Assets</i>	<i>7,002,602</i>

**Total Liabilities and Net Assets** **\$8,696,348**

### Activities for the year ended June 30, 2022

#### Support, Revenue and other Gains

Tuition and Fees, net of discounts	\$6,887,973
Contributions	1,224,288
Grants	200,446
Auxiliary and consulting services	885,678
Investment loss	(381,209)
Other income	82,648
<i>Total Support, Revenue and Reclassifications</i>	<i>8,899,824</i>

#### Expenses

Program	7,616,822
General and Administration	1,977,888
Fund Raising	264,305
<i>Total Expenses</i>	<i>9,859,015</i>

**Change in Net Assets** **\$(959,191)**