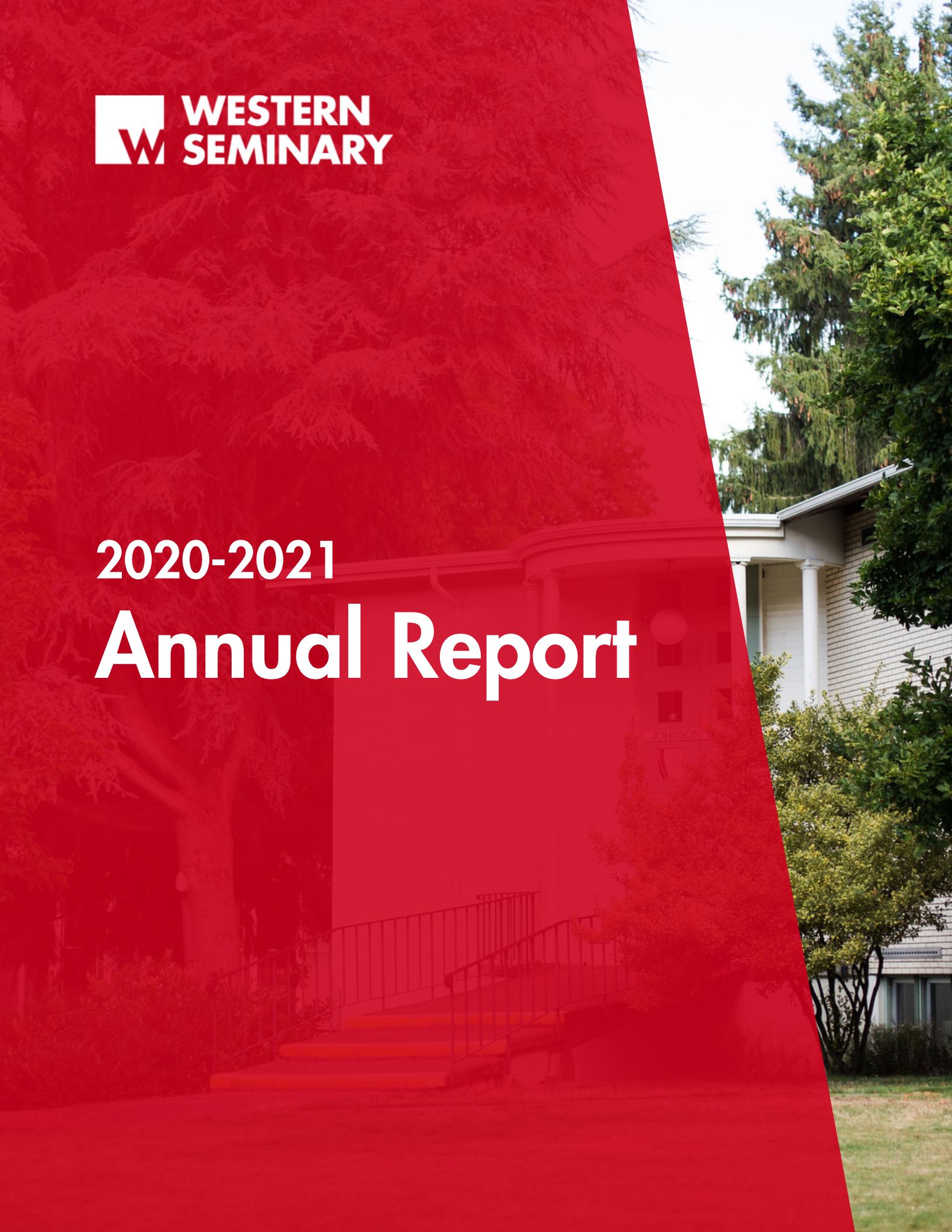




2020-2021

Annual Report



Financials

FINANCIAL POSITION (ALL FUNDS) FOR THE YEAR ENDED JUNE 30, 2021

Assets

Cash and Cash Equivalents	\$2,909,705
Accounts Receivable, Other	693,298
Inventory	1,209,120
Investments	3,905,225
Property, Plant & Equipment, Net	854,147
<i>Total Assets</i>	<i>\$9,571,495</i>

Liabilities and Net Assets

Accounts Payable, Other	\$313,264
Contracts/Loans Payable	-
Deferred Revenue, Other	1,132,488
Gif Annuities & Life Income Payable	163,950
<i>Total Liabilities</i>	<i>\$1,609,702</i>

Net Assets

Without Donor Restriction	\$4,194,013
With Donor Restriction	3,767,780
<i>Total Net Assets</i>	<i>\$7,961,793</i>

<i>Total Liabilities and Net Assets</i>	<i>\$9,571,495</i>
-----------------------------------------	--------------------

ACTIVITIES FOR THE YEAR ENDED JUNE 30, 2021

Support, Revenue and other Gains

Tuition and Fees, Net of Scholarships	\$7,023,205
Contributions	1,502,157
Grants	502,643
Other Revenue	1,309,428
<i>Total Support, Revenue and Other Gains</i>	<i>\$10,337,433</i>

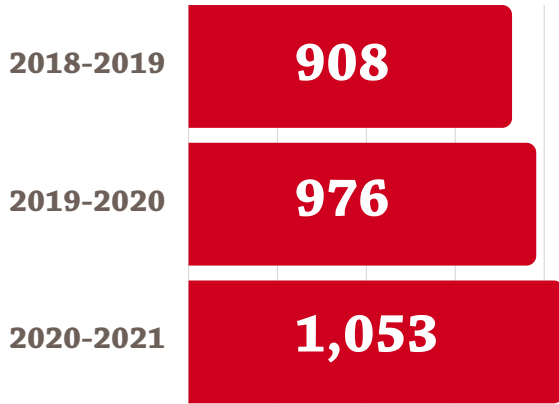
Expenses

Program	\$6,086,691
General and Administration	2,805,285
Fund Raising	232,587
<i>Total Expenses</i>	<i>\$9,124,563</i>

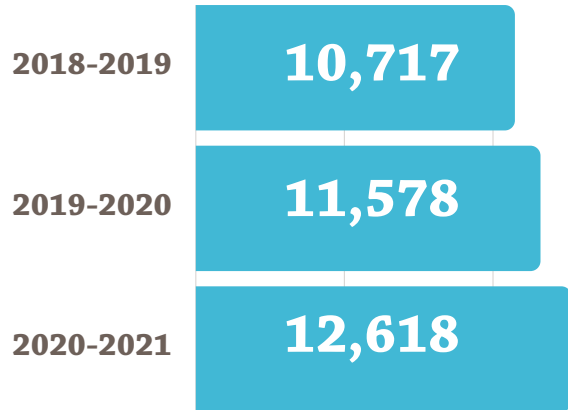
Change in Net Assets	\$1,212,870
-----------------------------	--------------------

Enrollment

Head Count



Credit Hours



Enrollment by Campus

