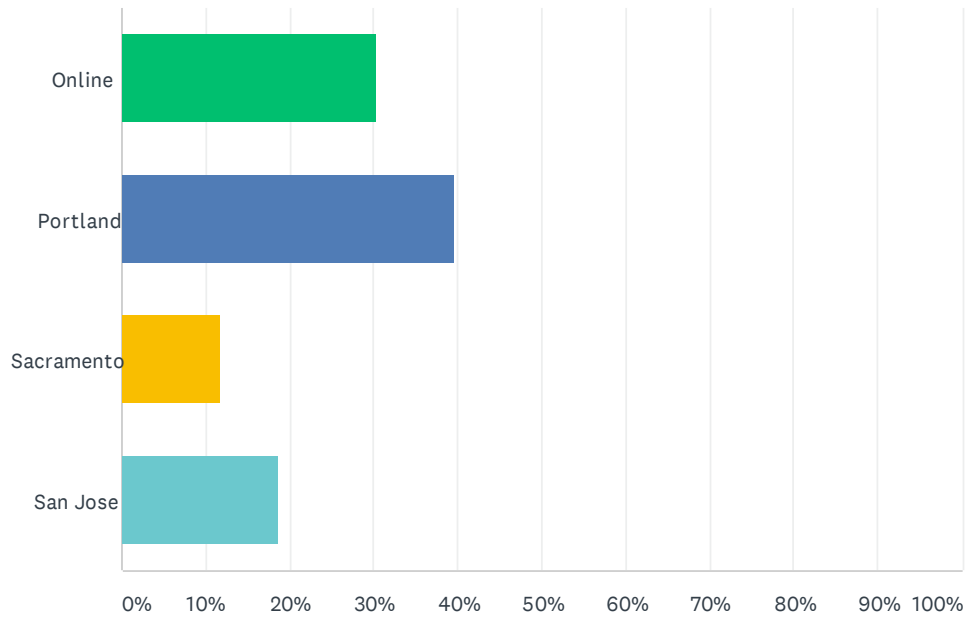


Q1 Select your campus:

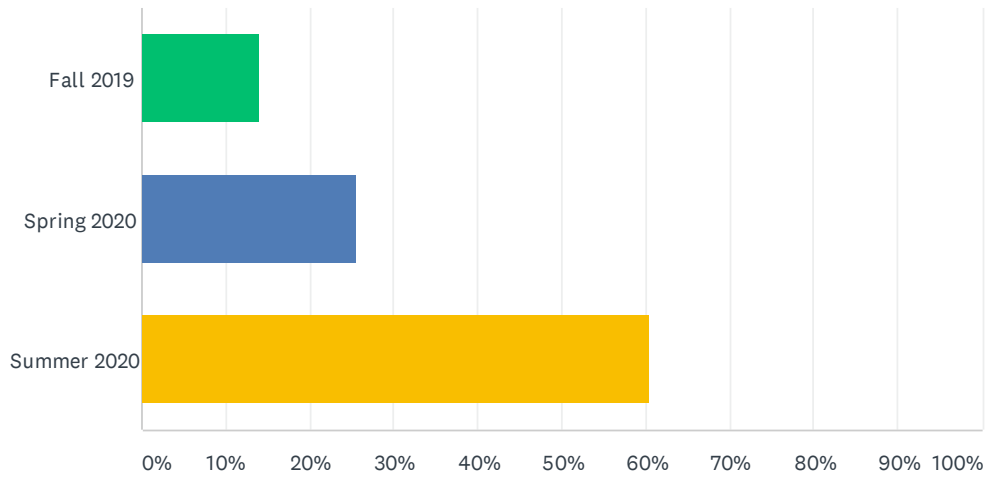
Answered: 43 Skipped: 2



ANSWER CHOICES	RESPONSES	
Online	30.23%	13
Portland	39.53%	17
Sacramento	11.63%	5
San Jose	18.60%	8
TOTAL		43

Q2 Select your graduation term:

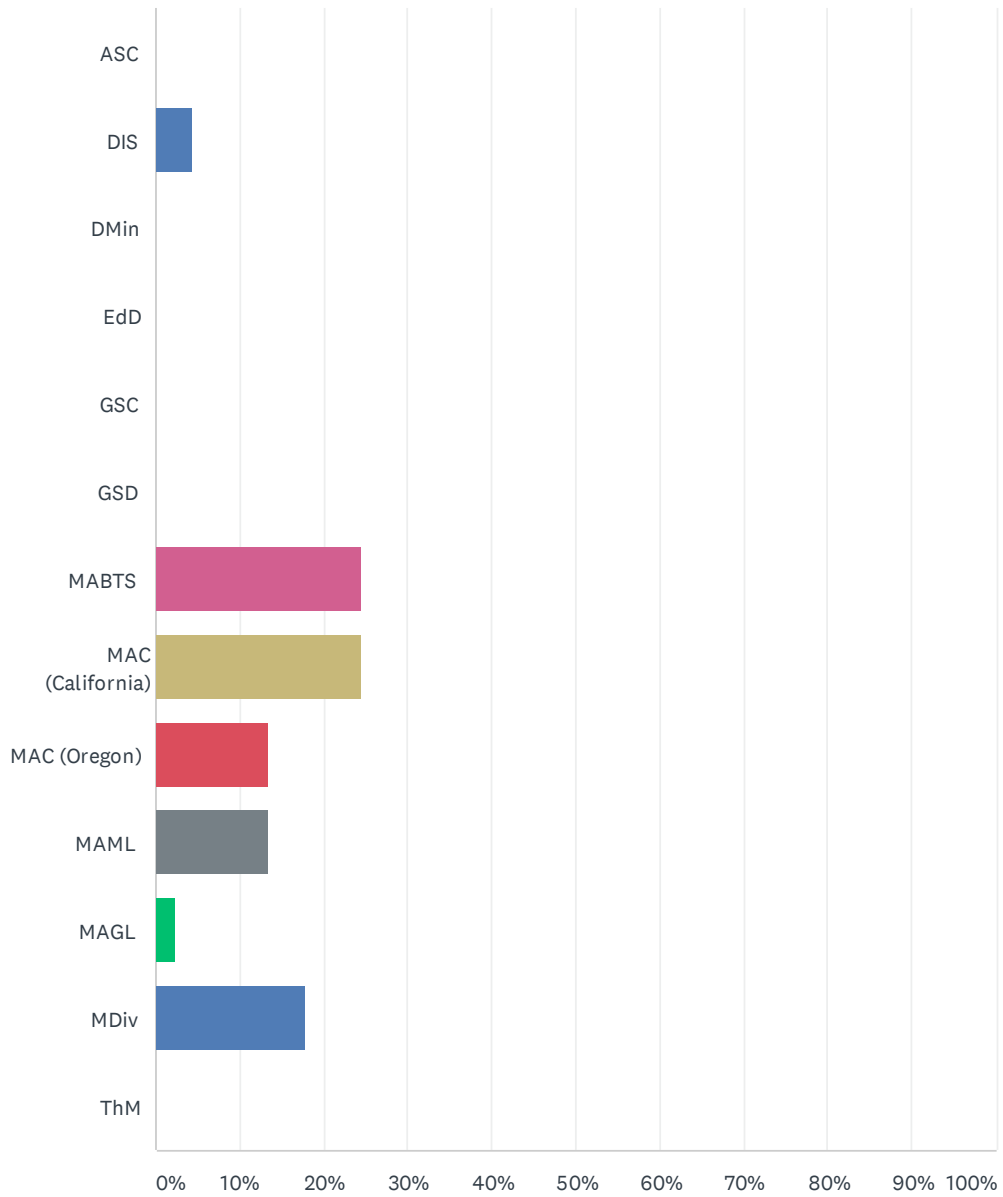
Answered: 43 Skipped: 2



ANSWER CHOICES	RESPONSES
Fall 2019	13.95% 6
Spring 2020	25.58% 11
Summer 2020	60.47% 26
TOTAL	43

Q3 Select your degree program:

Answered: 45 Skipped: 0



Graduate Survey

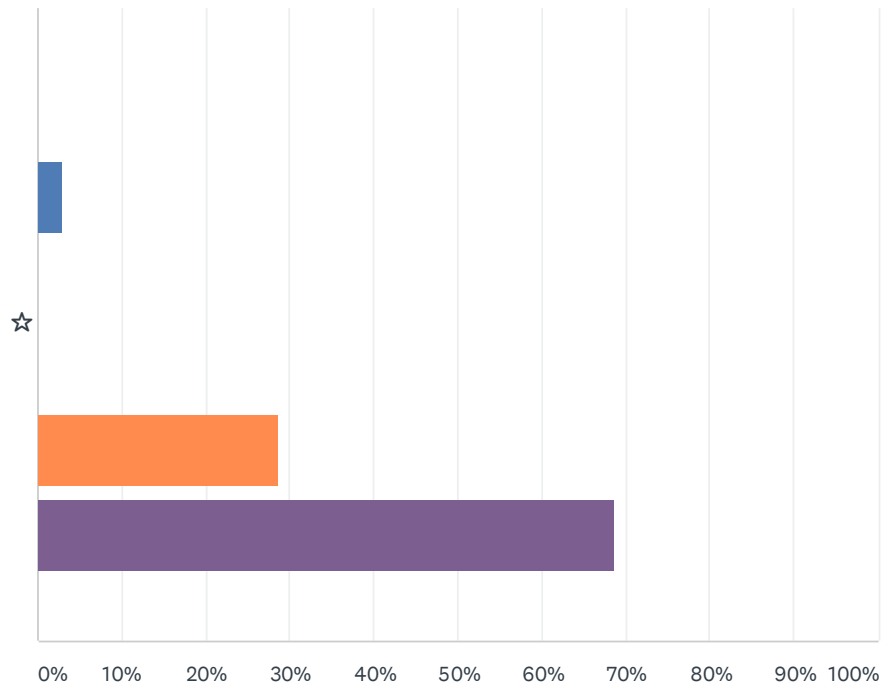
ANSWER CHOICES	RESPONSES	
ASC	0.00%	0
DIS	4.44%	2
DMin	0.00%	0
EdD	0.00%	0
GSC	0.00%	0
GSD	0.00%	0
MABTS	24.44%	11
MAC (California)	24.44%	11
MAC (Oregon)	13.33%	6
MAML	13.33%	6
MAGL	2.22%	1
MDiv	17.78%	8
ThM	0.00%	0
TOTAL		45

Q9 What could we at Western Seminary have done better to prepare you to go further in your ministry or academic pursuit?

Answered: 0 Skipped: 45

Q10 My program helped me to develop mastery of course material and basic methodologies in my chosen area(s) of study.

Answered: 35 Skipped: 10

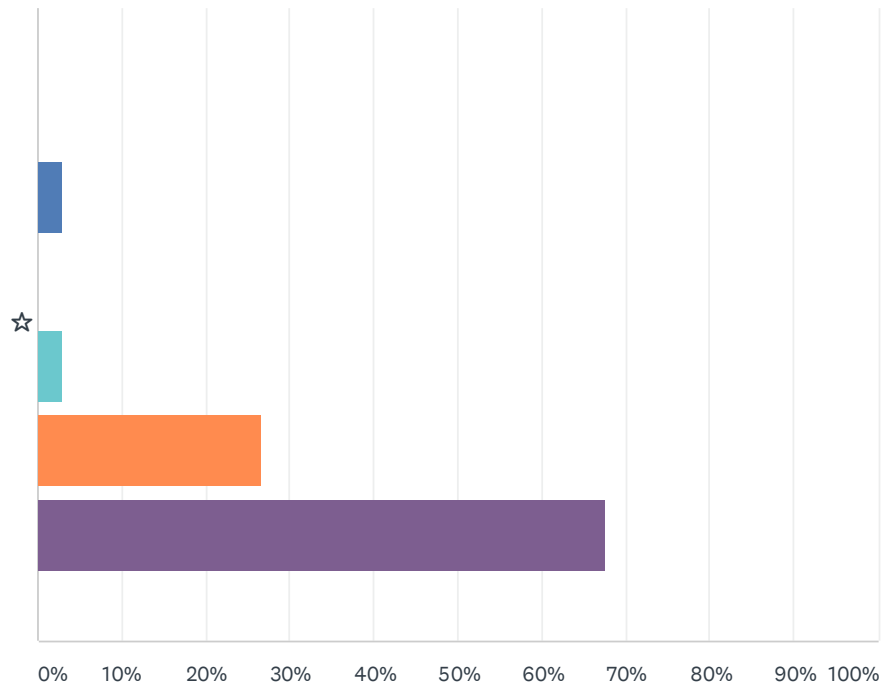


■ Completely Disagree
 ■ Mostly Disagree
 ■ Somewhat Disagree
■ Somewhat Agree
 ■ Mostly Agree
 ■ Completely Agree

	COMPLETELY DISAGREE	MOSTLY DISAGREE	SOMEWHAT DISAGREE	SOMEWHAT AGREE	MOSTLY AGREE	COMPLETELY AGREE	TOTAL	WEIGHTED AVERAGE
☆	0.00% 0	2.86% 1	0.00% 0	0.00% 0	28.57% 10	68.57% 24	35	5.60

Q11 My program helped me to communicate ideas logically, clearly, concisely, and compellingly in both written and oral forms.

Answered: 34 Skipped: 11

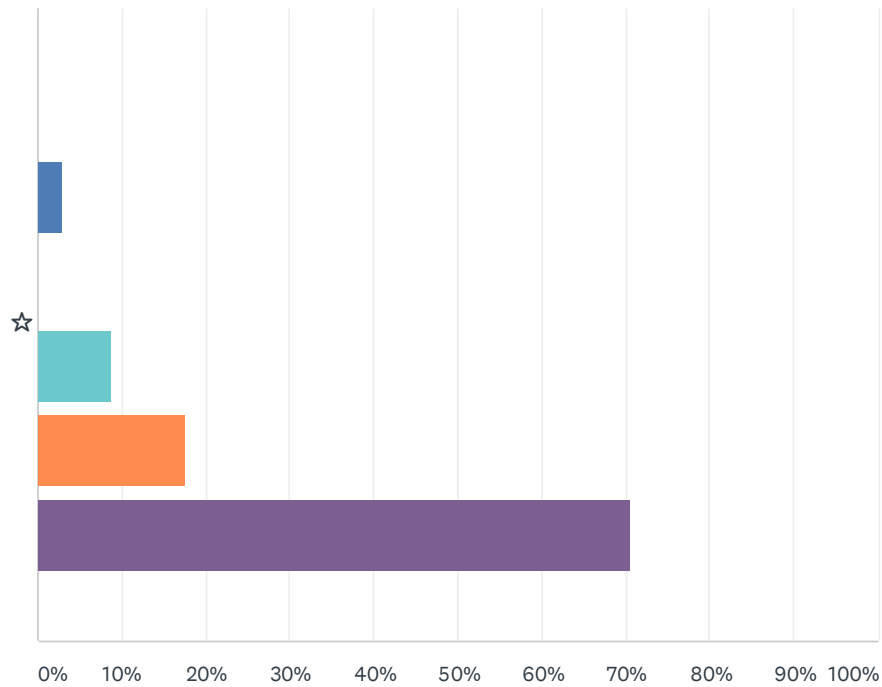


■ Completely Disagree
 ■ Mostly Disagree
 ■ Somewhat Disagree
■ Somewhat Agree
 ■ Mostly Agree
 ■ Completely Agree

	COMPLETELY DISAGREE	MOSTLY DISAGREE	SOMEWHAT DISAGREE	SOMEWHAT AGREE	MOSTLY AGREE	COMPLETELY AGREE	TOTAL	WEIGHTED AVERAGE
☆	0.00%	2.94%	0.00%	2.94%	26.47%	67.65%	34	5.56
	0	1	0	1	9	23		

Q12 My program helped me to complete coursework and develop research with the implications for spiritual formation and ministry practice.

Answered: 34 Skipped: 11

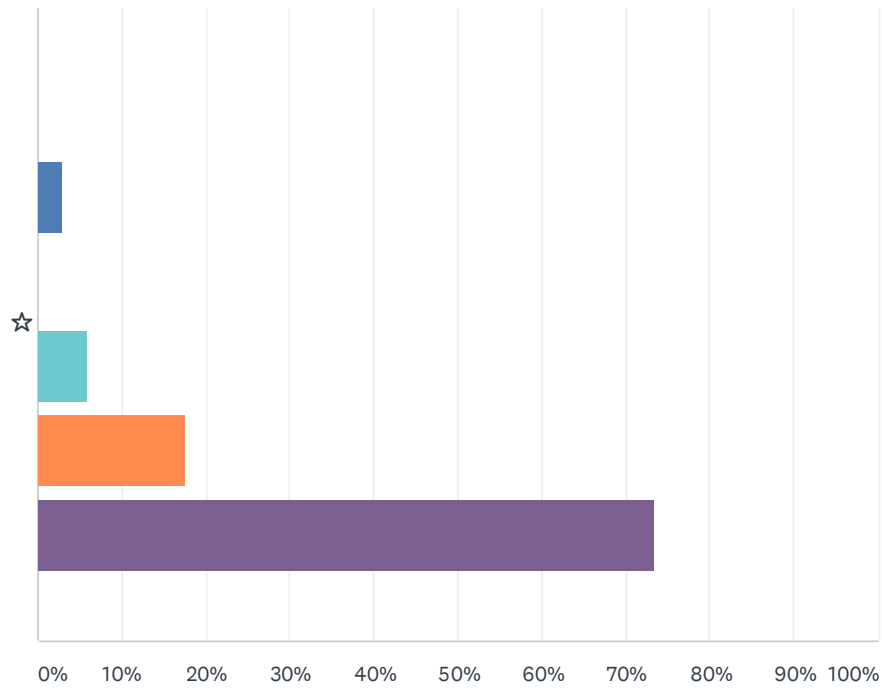


■ Completely Disagree
 ■ Mostly Disagree
 ■ Somewhat Disagree
■ Somewhat Agree
 ■ Mostly Agree
 ■ Completely Agree

	COMPLETELY DISAGREE	MOSTLY DISAGREE	SOMEWHAT DISAGREE	SOMEWHAT AGREE	MOSTLY AGREE	COMPLETELY AGREE	TOTAL	WEIGHTED AVERAGE
☆	0.00%	2.94%	0.00%	8.82%	17.65%	70.59%	34	5.53
	0	1	0	3	6	24		

Q13 My program's requirements were well-rounded and balanced.

Answered: 34 Skipped: 11

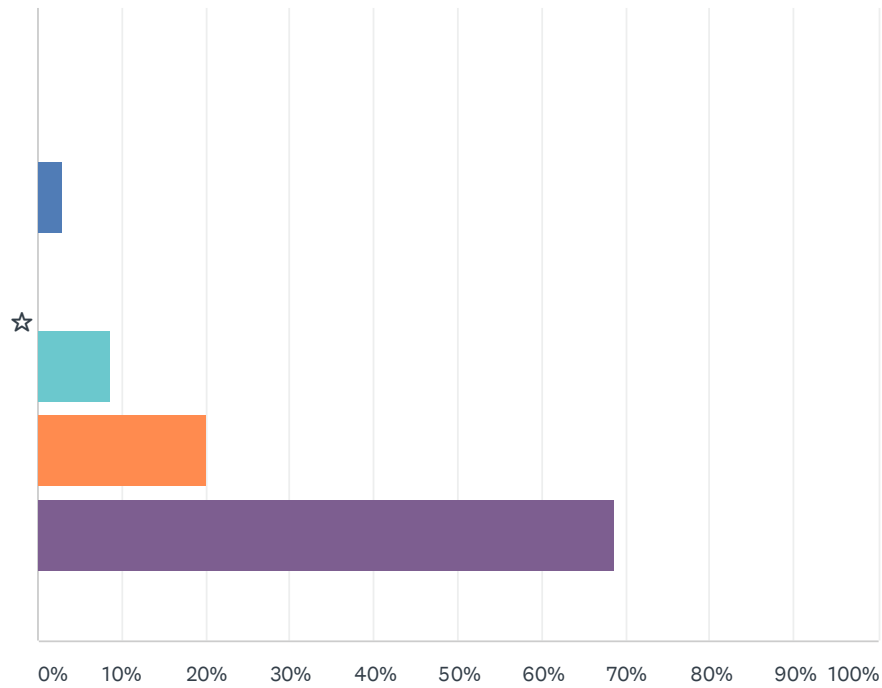


■ Completely Disagree
 ■ Mostly Disagree
 ■ Somewhat Disagree
■ Somewhat Agree
 ■ Mostly Agree
 ■ Completely Agree

	COMPLETELY DISAGREE	MOSTLY DISAGREE	SOMEWHAT DISAGREE	SOMEWHAT AGREE	MOSTLY AGREE	COMPLETELY AGREE	TOTAL	WEIGHTED AVERAGE
☆	0.00% 0	2.94% 1	0.00% 0	5.88% 2	17.65% 6	73.53% 25	34	5.59

Q14 My instructors challenged my ministerial and theological thinking.

Answered: 35 Skipped: 10

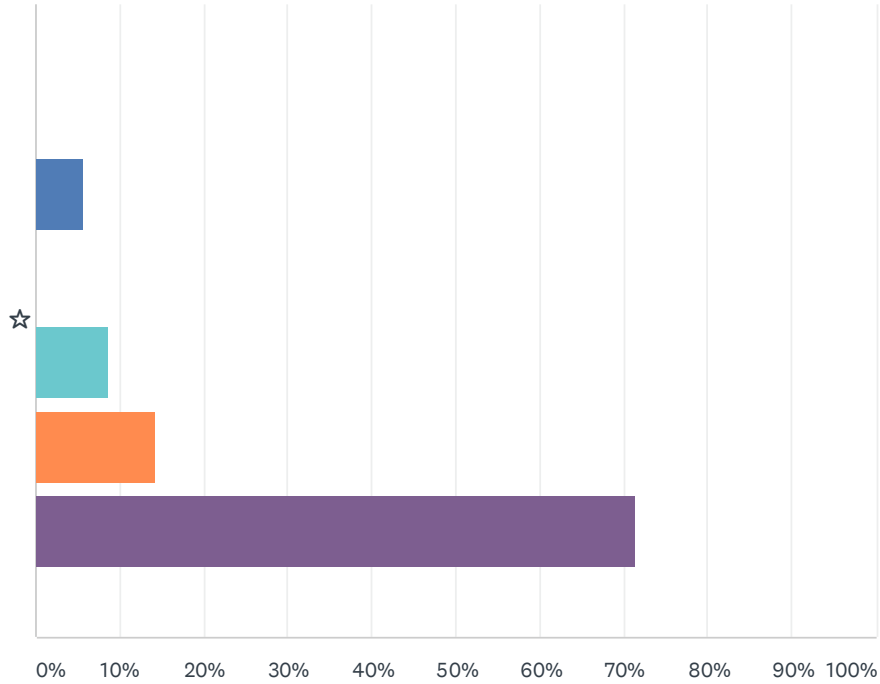


■ Completely Disagree
 ■ Mostly Disagree
 ■ Somewhat Disagree
■ Somewhat Agree
 ■ Mostly Agree
 ■ Completely Agree

	COMPLETELY DISAGREE	MOSTLY DISAGREE	SOMEWHAT DISAGREE	SOMEWHAT AGREE	MOSTLY AGREE	COMPLETELY AGREE	TOTAL	WEIGHTED AVERAGE
☆	0.00% 0	2.86% 1	0.00% 0	8.57% 3	20.00% 7	68.57% 24	35	5.51

Q15 My program helped me to apply information and insights from multiple theological disciplines, as appropriate, to particular problems and research projects.

Answered: 35 Skipped: 10

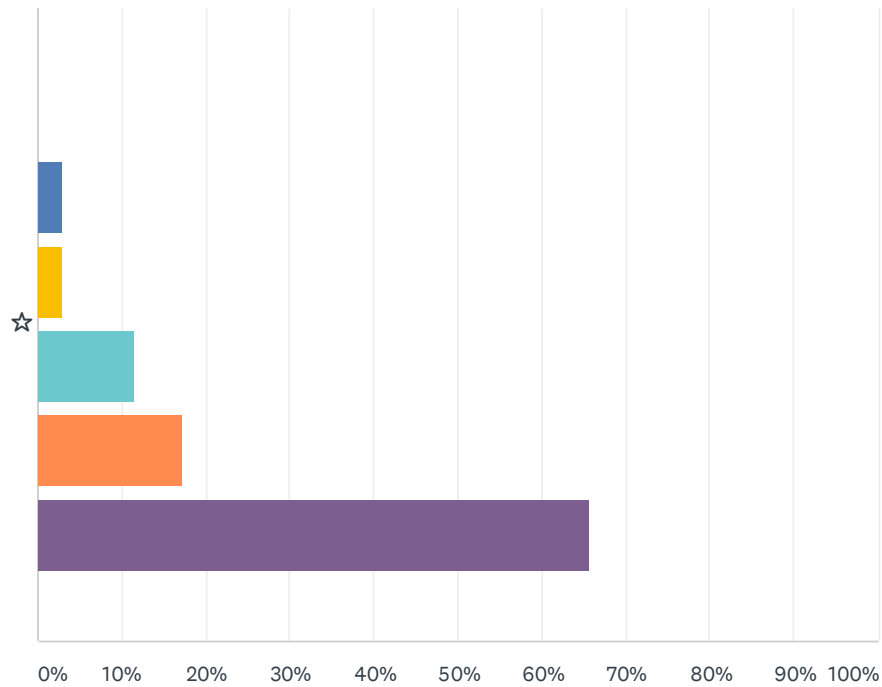


■ Completely Disagree
 ■ Mostly Disagree
 ■ Somewhat Disagree
■ Somewhat Agree
 ■ Mostly Agree
 ■ Completely Agree

	COMPLETELY DISAGREE	MOSTLY DISAGREE	SOMEWHAT DISAGREE	SOMEWHAT AGREE	MOSTLY AGREE	COMPLETELY AGREE	TOTAL	WEIGHTED AVERAGE
☆	0.00% 0	5.71% 2	0.00% 0	8.57% 3	14.29% 5	71.43% 25	35	5.46

Q16 My program helped me to articulate a clear understanding of and commitment to evangelical theology.

Answered: 35 Skipped: 10

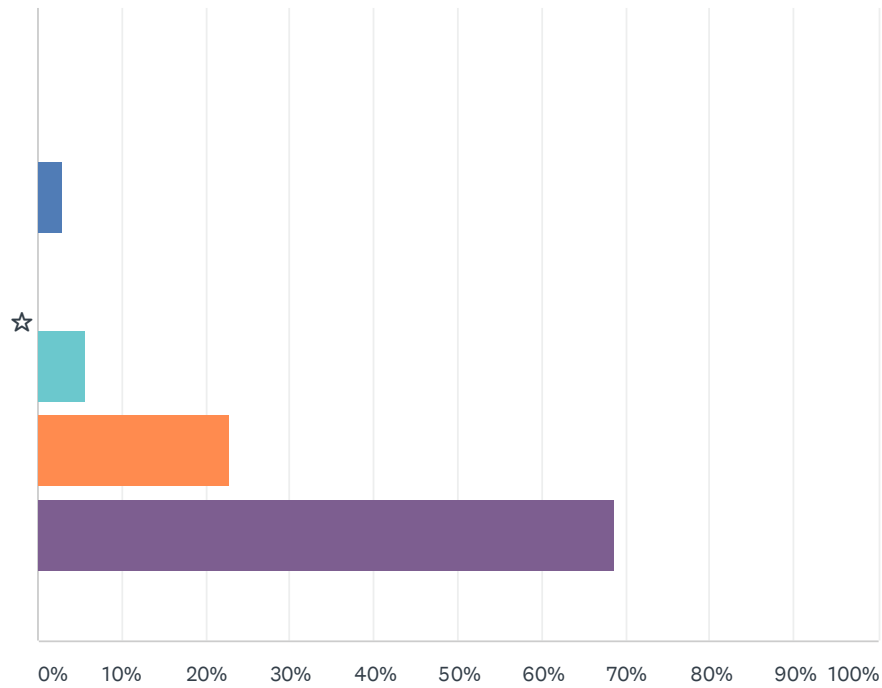


■ Completely Disagree
 ■ Mostly Disagree
 ■ Somewhat Disagree
■ Somewhat Agree
 ■ Mostly Agree
 ■ Completely Agree

	COMPLETELY DISAGREE	MOSTLY DISAGREE	SOMEWHAT DISAGREE	SOMEWHAT AGREE	MOSTLY AGREE	COMPLETELY AGREE	TOTAL	WEIGHTED AVERAGE
☆	0.00%	2.86%	2.86%	11.43%	17.14%	65.71%	35	5.40
	0	1	1	4	6	23		

Q17 My program prepared me for my next ministry or academic pursuit.

Answered: 35 Skipped: 10

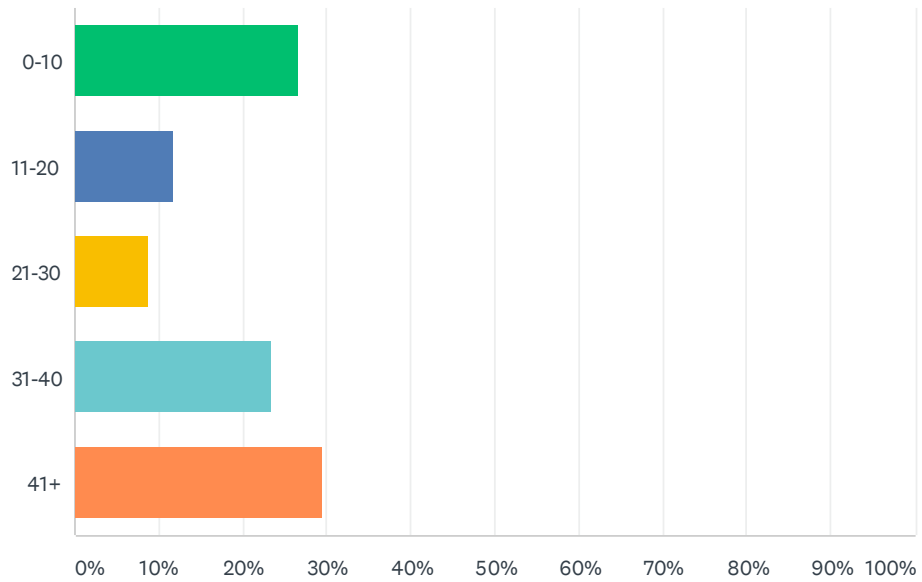


■ Completely Disagree
 ■ Mostly Disagree
 ■ Somewhat Disagree
■ Somewhat Agree
 ■ Mostly Agree
 ■ Completely Agree

	COMPLETELY DISAGREE	MOSTLY DISAGREE	SOMEWHAT DISAGREE	SOMEWHAT AGREE	MOSTLY AGREE	COMPLETELY AGREE	TOTAL	WEIGHTED AVERAGE
☆	0.00% 0	2.86% 1	0.00% 0	5.71% 2	22.86% 8	68.57% 24	35	5.54

Q18 How many hours per week do you currently work in a paid position?

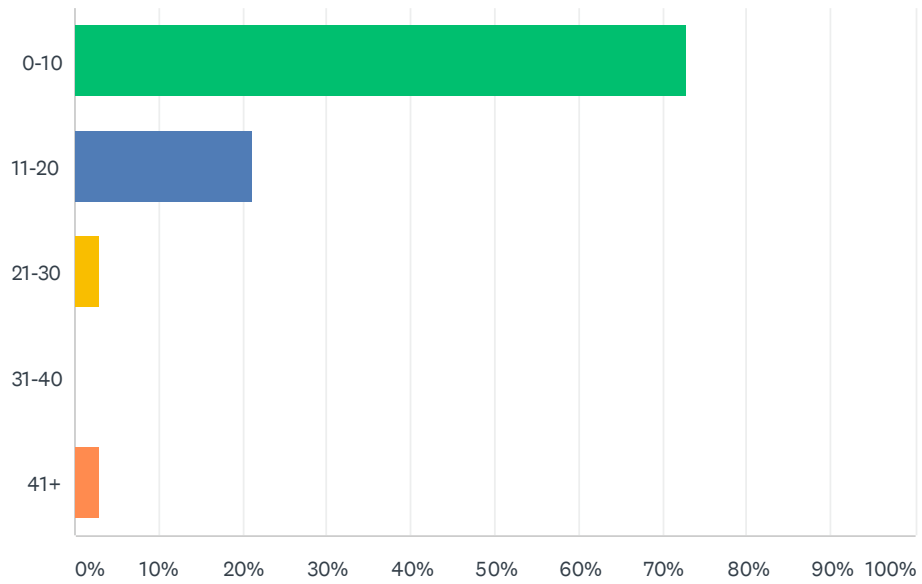
Answered: 34 Skipped: 11



ANSWER CHOICES	RESPONSES	
0-10	26.47%	9
11-20	11.76%	4
21-30	8.82%	3
31-40	23.53%	8
41+	29.41%	10
TOTAL		34

Q19 How many hours per week do you currently volunteer in an unpaid position?

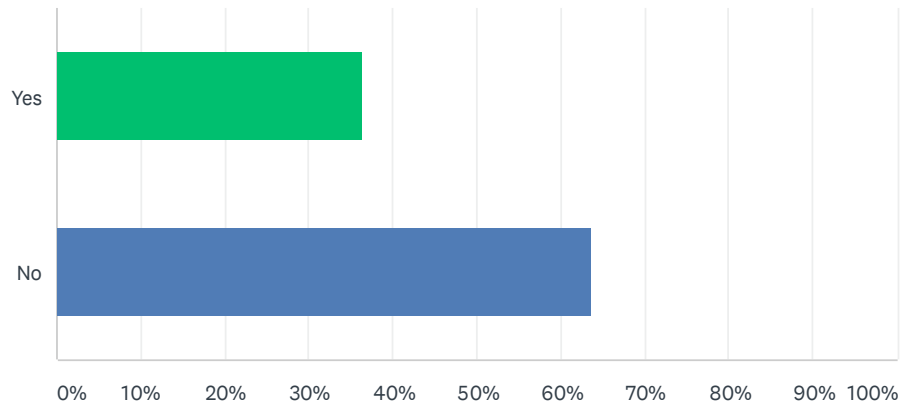
Answered: 33 Skipped: 12



ANSWER CHOICES	RESPONSES	
0-10	72.73%	24
11-20	21.21%	7
21-30	3.03%	1
31-40	0.00%	0
41+	3.03%	1
TOTAL		33

Q20 Post-graduation, do/did you anticipate holding multiple paid positions?

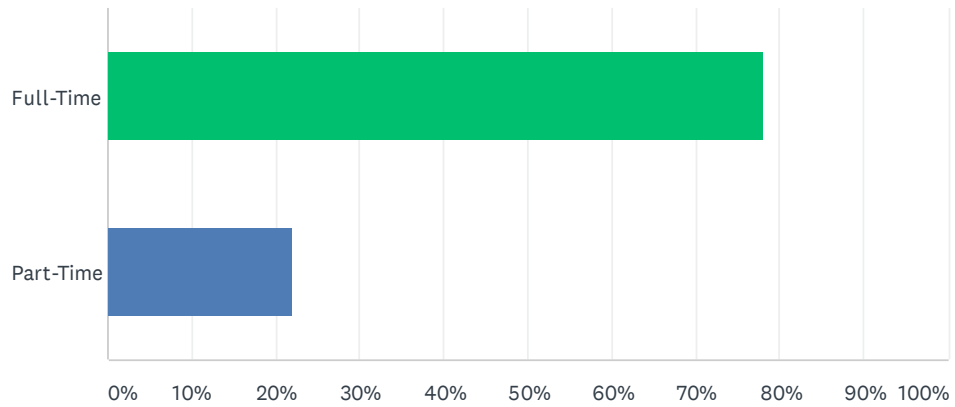
Answered: 33 Skipped: 12



ANSWER CHOICES	RESPONSES	
Yes	36.36%	12
No	63.64%	21
TOTAL		33

Q21 Post-graduation, do/did you anticipate working full-time or part-time?

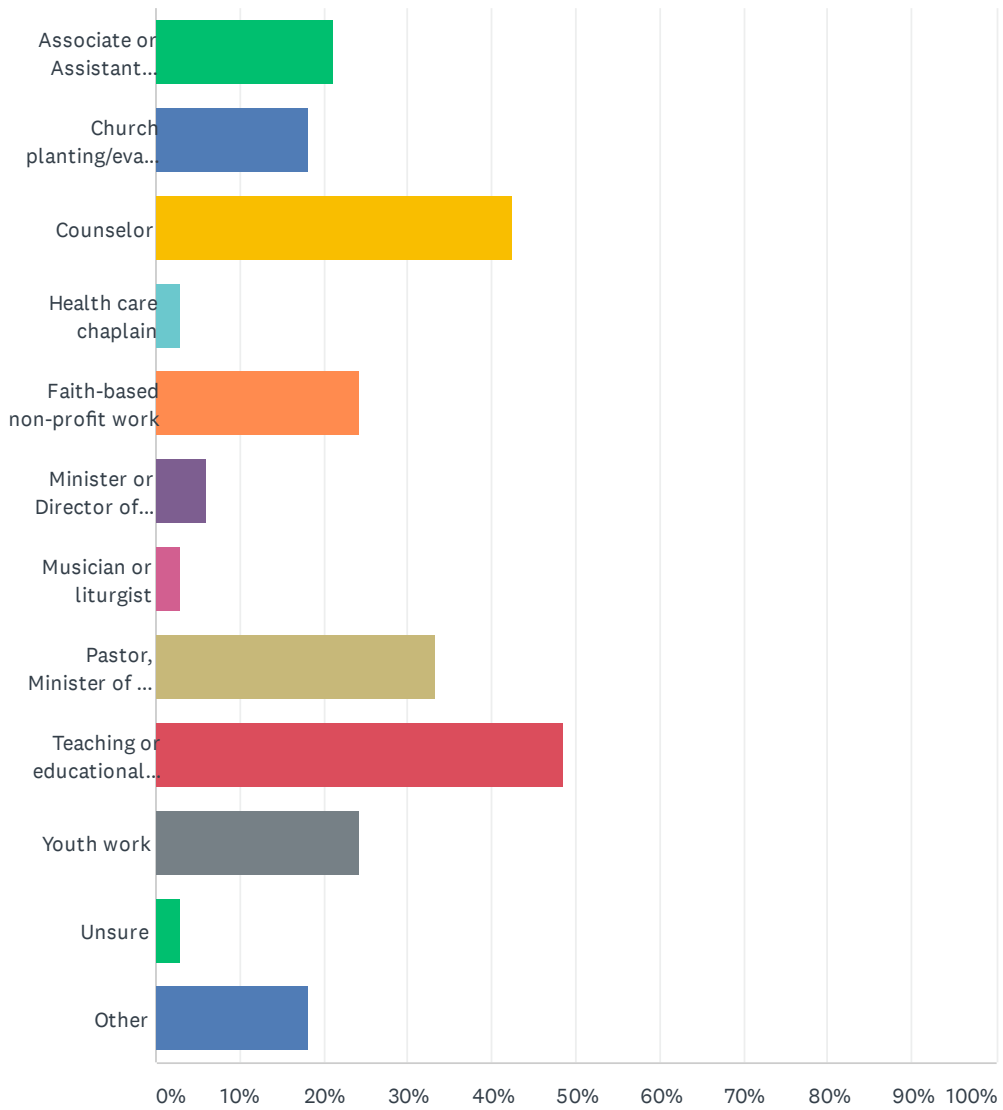
Answered: 32 Skipped: 13



ANSWER CHOICES	RESPONSES	
Full-Time	78.13%	25
Part-Time	21.88%	7
TOTAL		32

Q22 Upon graduating from Western, what types of position(s) do/did you anticipate having? (Check all that apply)

Answered: 33 Skipped: 12

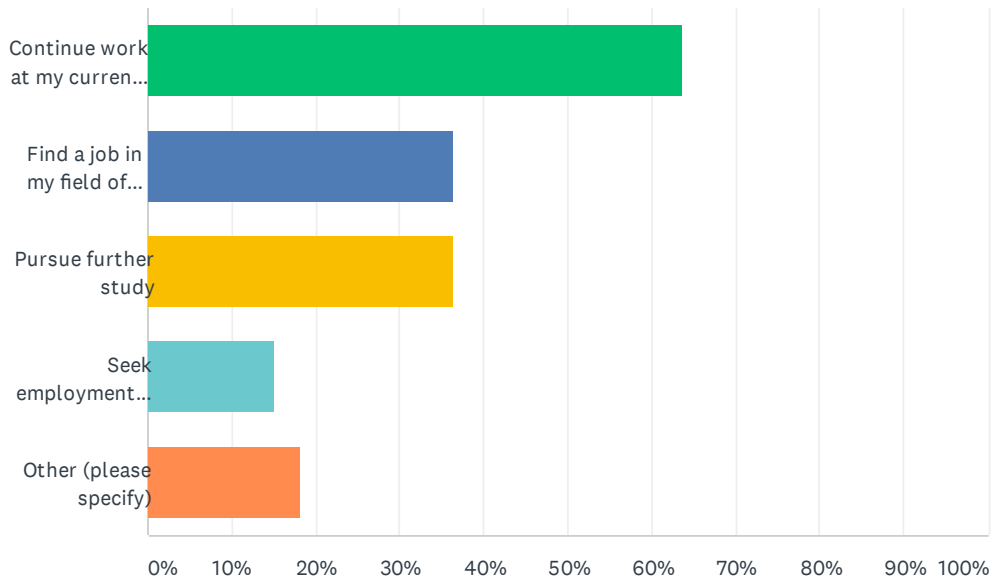


Graduate Survey

ANSWER CHOICES	RESPONSES	
Associate or Assistant Pastor	21.21%	7
Church planting/evangelism work	18.18%	6
Counselor	42.42%	14
Health care chaplain	3.03%	1
Faith-based non-profit work	24.24%	8
Minister or Director of Christian/religious education	6.06%	2
Musician or liturgist	3.03%	1
Pastor, Minister of a congregation	33.33%	11
Teaching or educational work	48.48%	16
Youth work	24.24%	8
Unsure	3.03%	1
Other	18.18%	6
Total Respondents: 33		

Q23 How do you plan on using your degree post-graduation?

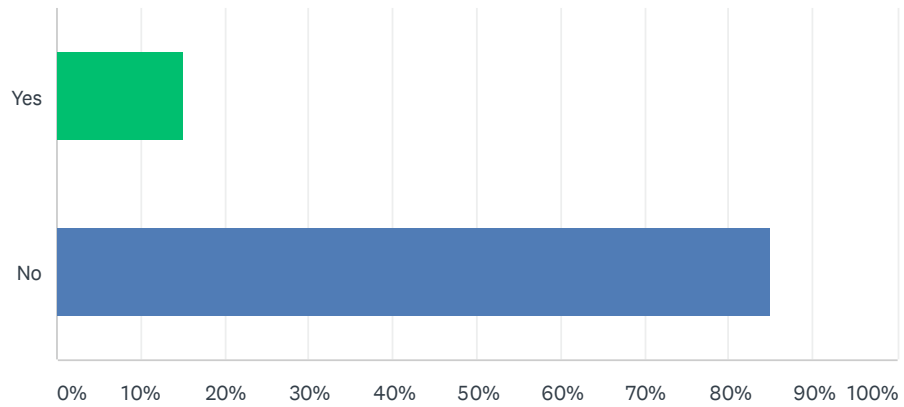
Answered: 33 Skipped: 12



ANSWER CHOICES	RESPONSES	
Continue work at my current position	63.64%	21
Find a job in my field of study	36.36%	12
Pursue further study	36.36%	12
Seek employment unrelated to my education	15.15%	5
Other (please specify)	18.18%	6
Total Respondents: 33		

Q24 Have you used Western's Career Placement site?

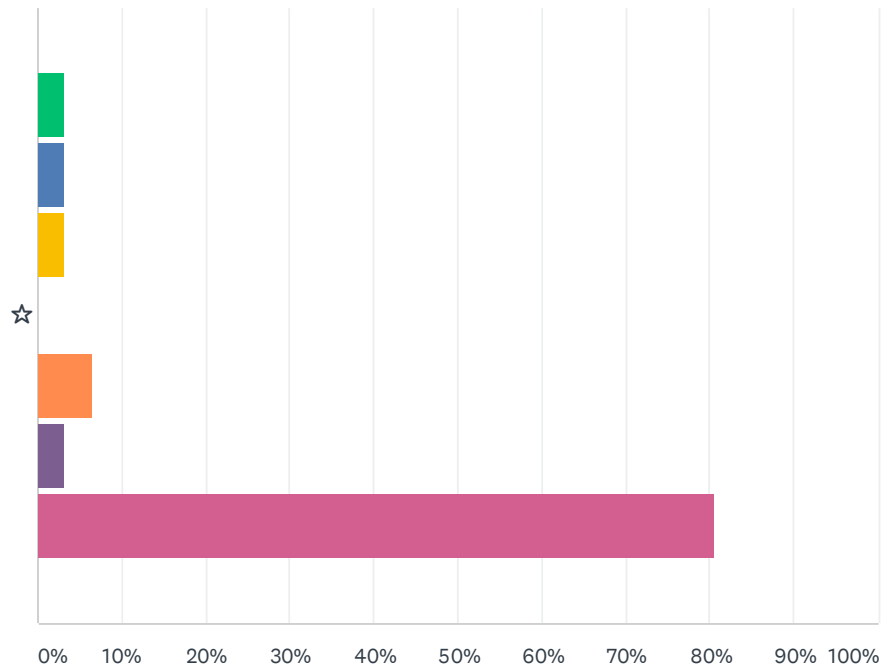
Answered: 33 Skipped: 12



ANSWER CHOICES	RESPONSES	
Yes	15.15%	5
No	84.85%	28
TOTAL		33

Q25 If yes, how helpful Western's Career Placement site throughout your time at Western Seminary?

Answered: 31 Skipped: 14

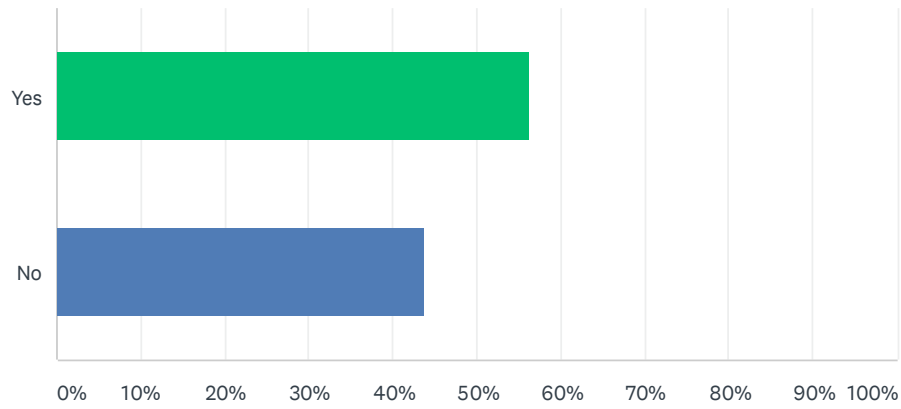


■ Very Unhelpful
 ■ Mostly Unhelpful
 ■ Somewhat Unhelpful
■ Somewhat Helpful
 ■ Mostly Helpful
 ■ Very Helpful
■ N/A - I did not use the Placement site.

	VERY UNHELPFUL	MOSTLY UNHELPFUL	SOMEWHAT UNHELPFUL	SOMEWHAT HELPFUL	MOSTLY HELPFUL	VERY HELPFUL	N/A - I DID NOT USE THE PLACEMENT SITE.	TOTAL	WEIGHTED AVERAGE
☆	3.23% 1	3.23% 1	3.23% 1	0.00% 0	6.45% 2	3.23% 1	80.65% 25	31	3.61

Q26 Are you aware of Western's Center for Leadership Development (CLD)?

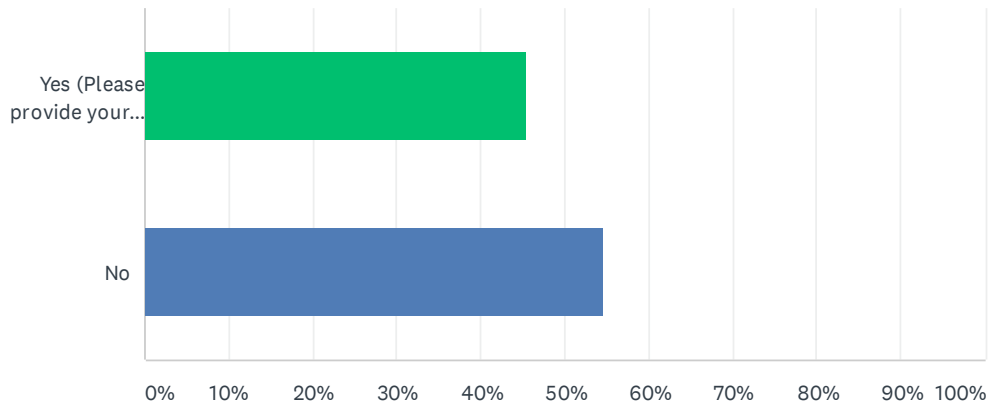
Answered: 32 Skipped: 13



ANSWER CHOICES	RESPONSES	
Yes	56.25%	18
No	43.75%	14
TOTAL		32

Q27 Do you wish to receive updates from CLD? If so, please provide your email below.

Answered: 33 Skipped: 12



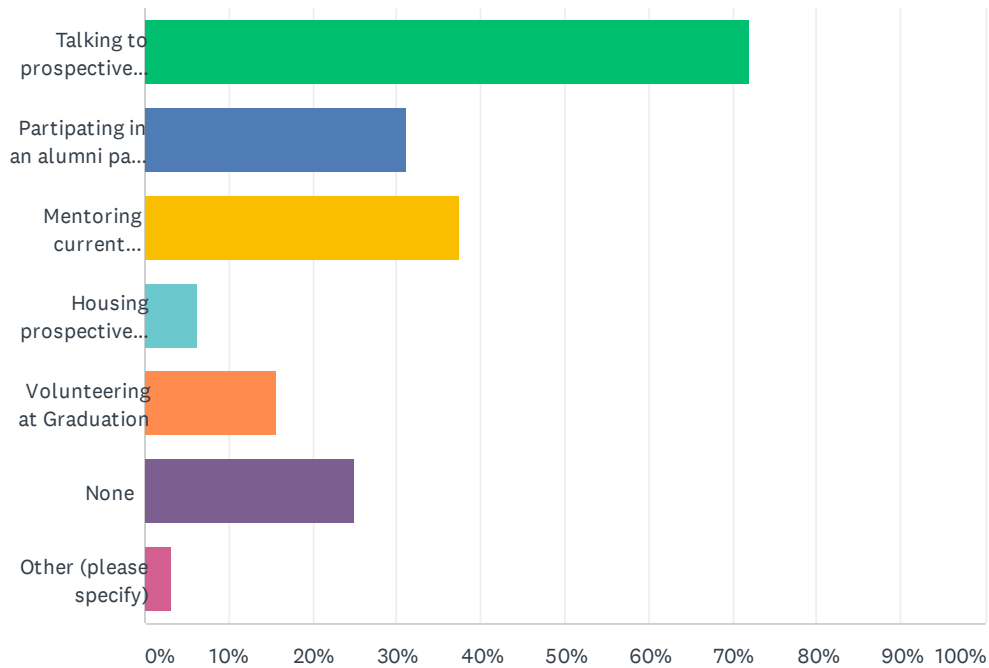
ANSWER CHOICES	RESPONSES	
Yes (Please provide your email below)	45.45%	15
No	54.55%	18
TOTAL		33

Q28 If Western were to offer continuing education, what topics would be of interest?

Answered: 24 Skipped: 21

Q29 Post-graduation, which of the following areas would you be willing to help with?

Answered: 32 Skipped: 13



ANSWER CHOICES	RESPONSES	
Talking to prospective students about your experience as a student	71.88%	23
Participating in an alumni panel for Campus Preview Days	31.25%	10
Mentoring current students	37.50%	12
Housing prospective students who are traveling to a campus for coursework.	6.25%	2
Volunteering at Graduation	15.63%	5
None	25.00%	8
Other (please specify)	3.13%	1
Total Respondents: 32		